

## HOW TO USE THIS TIMETABLE

- Step 1: Use the map to locate the closest timing point **before your stop** on your bus route. The timing points are marked with a large letter in a circle (eg. **A**).
- Step 2: Now find the timetable which suits your travel direction shown at the top of the page, then find your timing point letter.
- Step 3: Choose the day of your journey. These days are shown in a black band across the timetable.
- Step 4: Listed under this letter are the times buses will be close to your stop. **PM** times will appear in **bold**.

The times included in this schedule are correct at the time of printing.

Some variations in running times may be encountered due to operating conditions so please consider this in your trip planning.

## LOST PROPERTY

Please take all items with you before you exit the bus. If you find an item left on the bus please hand it to the driver.

Lost property enquiries for this service can be made at Willoughby Depot on 9941 9221. Please keep your bus ticket to help identify the bus involved. The route number, time and direction of travel will also be of assistance in tracking your lost property item.

## DISCOUNTED MULTI-RIDE TICKETS

**DayTripper** is an all in one day pass for CityRail (Sydney Suburban Area), all Sydney Buses and Sydney Ferries (not cruises or JetCats). Available from the driver.

**TravelTen** tickets offer generous discounts on the standard fare. They allow ten separate trips to be taken whenever you want. Use a Blue TravelTen for trips up to 2 sections. Use a Brown TravelTen for trips 3 to 5 sections. Use a Red TravelTen for trips 6 to 9 sections. Use a Green TravelTen for trips 10 to 15 sections.

**TravelPass** tickets allow unlimited trips for a weekly, quarterly or yearly period on various combinations of services operated by CityRail, Sydney Buses and Sydney Ferries. TravelPass tickets also offer substantial savings over the standard fare.

TravelTen and TravelPass tickets are available from Sydney Buses TransitShops and ticket agents displaying the Sydney Buses Ticket Stop sign.



## Sydney Buses

PO Box 2557  
STRAWBERRY HILLS NSW 2012  
[www.sydneybuses.info](http://www.sydneybuses.info)

Travel on State Transit services is subject to the Transport Administration Act 1988 including Regulations and Orders, and the Passenger Transport Act 1990.

State Transit reserves the right to amend this timetable without prior notice. To ensure that problems do not occur due to amendments, please contact us if you have not used our services for a long period of time.

State Transit endeavours to ensure services depart at the specified times. Times may vary according to traffic conditions.



251  
258

## LANE COVE (MARS ROAD) TO CITY / CHATSWOOD



### Route 251


Monday to Friday peak hour service between City - QVB, Lane Cove and Lane Cove Industrial Area.


### Route 258

Monday to Friday limited peak hour service between Chatswood, Chatswood West and Lane Cove Industrial Area.


sydney  
BUSES

## SERVICES TO LANE COVE (MARS ROAD)


 <b>251</b> Time Period	City - QVB (York St)	Lane Cove (Pacific Hwy & Longueville Rd)	Lane Cove (Epping Rd & Sam Johnson Way)	Lane Cove (Mars Rd)
	<b>D</b>	<b>C</b>	<b>B</b>	<b>A</b>
<b>Monday to Friday</b>				
AM	6:25	6:38	6:43	6:48
▼	6:55	7:08	7:14	7:19
	7:26	7:46	7:52	7:57
	7:52	8:15	8:21	8:26
	8:22	8:43	8:49	8:54
PM	<b>3:22</b>	<b>3:41</b>	<b>3:47</b>	<b>3:52</b>
▼	<b>3:56</b>	<b>4:20</b>	<b>4:26</b>	<b>4:31</b>
	<b>4:32</b>	<b>4:56</b>	<b>5:02</b>	<b>5:07</b>
	<b>4:53</b>	<b>5:17</b>	<b>5:23</b>	<b>5:28</b>

 <b>258</b> Time Period	Chatswood Station (Railway St)	Lane Cove (Mowbray Rd & Pacific Hwy)	Lane Cove (Epping Rd & Sam Johnson Way)	Lane Cove (Mars Rd)
	<b>F</b>	<b>E</b>	<b>B</b>	<b>A</b>
<b>Monday to Friday</b>				
AM	8:00	8:06	8:18	8:23
▼				

## SERVICES TO CITY

 <b>251</b> Time Period	Lane Cove (Mars Rd)	Lane Cove (Epping Rd & Sam Johnson Way)	Lane Cove (Pacific Hwy & Longueville Rd)	City - QVB (York St)
	<b>A</b>	<b>B</b>	<b>C</b>	<b>D</b>
<b>Monday to Friday</b>				
AM	9:00	9:05	9:11	9:24
▼	<b>4:05</b>	<b>4:10</b>	<b>4:16</b>	<b>4:29</b>
PM	<b>4:35</b>	<b>4:40</b>	<b>4:47</b>	<b>5:00</b>
▼	<b>5:02</b>	<b>5:07</b>	<b>5:16</b>	<b>5:29</b>
	<b>5:35</b>	<b>5:40</b>	<b>5:49</b>	<b>6:02</b>

## SERVICES TO CHATSWOOD STATION

 <b>258</b> Time Period	Lane Cove (Mars Rd)	Lane Cove (Epping Rd & Sam Johnson Way)	Lane Cove (Mowbray Rd & Pacific Hwy)	Chatswood Station (Railway St)
	<b>A</b>	<b>B</b>	<b>E</b>	<b>F</b>
<b>Monday to Friday</b>				
PM	5:05	5:10	5:20	5:26
▼				

### SATURDAY, SUNDAY & PUBLIC HOLIDAYS

NO SERVICE

### CHRISTMAS / NEW YEAR PERIOD

Between Christmas & New Year (excluding Public Holidays) a reduced peak hour timetable may operate.